

Introductory Sub-Table (I)(a)


(As per Clause 35 of the Listing Agreement)

Name of the Company : WINSOME YARNS LIMITED			
Scrip Code : BSE : 514348 NSE : WINSOME		Name of the Scrip : WINSOME YARNS LIMITED	Class of Security: EQUITY
Quarter ended : 31.03.2015			
Partly paid-up shares:-	No. of partly paid-up shares	As a % of total no. of partly Paid-up shares	As a % of total no. of shares of the company
Held by promoter/ promoter group	--	--	--
Held by public	--	--	--
TOTAL	--	--	--
Outstanding convertible securities:-	No. of outstanding securities	As a % of total no. of outstanding convertible securities	As a % of total no. of shares of the company, assuming full conversion of the convertible securities
Held by promoter/ promoter group	--	--	--
Held by public	--	--	--
TOTAL	--	--	--
Warrants:-	No. of warrants	As a % of total no. of warrants	As a % of total no. of shares of the company, assuming full conversion of warrants
Held by promoter/ promoter group	--	--	--
Held by public	--	--	--
TOTAL	--	--	--
Total paid-up capital of the company, assuming full conversion of warrants and convertible securities	70707229		

Statement Showing Shareholding Pattern

Table (I)(a)


Category	Category of Shareholder	No. of shareholders	Total No. of shares	No. of shares held in dematerialised	Total shareholding as a % of total No. of shares		Shares Pledged or otherwise	
					As a % of (A+B)	As a % of (A+B+C)	No. of shares	As a % age
(I)	(II)	(III)	(IV)	(V)	(VI)	(VII)	(VIII)	(IX)=(VIII)/(IV)*100
(A)	Shareholding of Promoter and Promoter Group							
(1)	Indian							
(a)	Individuals/ Hindu Undivided Family	6	162122	162122	0.27	0.23	162122	100.00
(b)	Central Government/ State Government(s)	--	--	--	--	--	--	--
(c)	Bodies Corporate	2	25817487	25817487	43.56	36.51	25817487	100.00
(d)	Financial Institutions/ Banks	1	1360000	1360000	2.29	1.92	--	--
(e)	Any other (Specify)	--	--	--	--	--	--	--
(e-i)		--	--	--	--	--	--	--
(e-ii)		--	--	--	--	--	--	--
	Sub-Total (A)(1)	9	27339609	27339609	46.13	38.67	25979609	95.03



(2)	Foreign							
(a)	Individuals (Non-Resident Individuals/ Foreign Individuals)	--	--	--	--	--	--	--
(b)	Bodies Corporate	--	--	--	--	--	--	--
(c)	Institutions	--	--	--	--	--	--	--
(d)	Qualified Foreign Investor	--	--	--	--	--	--	--
(e)	Any other (Specify)	--	--	--	--	--	--	--
(e-i)		--	--	--	--	--	--	--
(e-ii)		--	--	--	--	--	--	--
	Sub-Total (A)(2)	0	0	0	0	0	0	0
	Total shareholding of Promoter	9	27339609	27339609	46.13	38.67	25979609	95.03
(B)	Public shareholding							
(1)	Institutions							
(a)	Mutual Funds/UTI	2	11800	11800	0.02	0.02	--	--
(b)	Financial Institutions/ Banks	--	--	--	--	--	--	--
(c)	Central Government/ State Government(s)	--	--	--	--	--	--	--
(d)	Venture Capital Funds	--	--	--	--	--	--	--
(e)	Insurance Companies	--	--	--	--	--	--	--
(f)	Foreign Institutional Investors	2	7326186	7326186	12.36	10.36	--	--
(g)	Foreign Venture Capital Investors	--	--	--	--	--	--	--
(h)	Qualified Foreign Investor	--	--	--	--	--	--	--
(i)	Any other (Specify)	--	--	--	--	--	--	--
(i-i)		--	--	--	--	--	--	--
(i-ii)		--	--	--	--	--	--	--
	Sub-Total (B)(1)	4	7337986	7337986	12.38	10.38	--	--
(2)	Non-Institutions							
(a)	Bodies Corporate	284	3542201	3537101	5.98	5.01	--	--
(b)	Individuals--							
	(i) Individual shareholders holding nominal share capital up to Rs. 1 lakh.	13782	10214948	9429506	17.24	14.45	--	--
	(ii) Individual shareholders holding nominal share capital in excess of Rs. 1 lakh.	326	10519377	10519377	17.75	14.88	--	--
(c)	Qualified Foreign Investor	--	--	--	--	--	--	--
(d)	Any other (Specify)	--	--	--	--	--	--	--
(d-i)	NRIs	150	314358	277458	0.53	0.44	--	--
(d-ii)		--	--	--	--	--	--	--
	Sub-Total (B)(2)	14542	24590884	23763442	41.49	34.78	--	--
	Total Public shareholding (B)=(B)(1)+(B)(2)	14546	31928870	31101428	53.87	45.16	--	--
	TOTAL (A+B)	14555	59268479	58441037	100.00	83.82	25979609	43.83
(C)	Shares held by Custodians and against which Depository Receipts have been issued							
(1)	Promoter and Promoter Group	--	--	--	--	--	--	--
(2)	Public	1	11438750	11438750	--	16.18	--	--
	GRAND TOTAL (A)+(B)+(C)	14556	70707229	69879787	--	100.00	25979609	36.74

0

0




(I)(b) Statement showing holding of securities (including shares, warrants, convertible securities) of persons belonging to the category "Promoter and Promoter Group"

Sr. No.	Name of the shareholder	PAN of the Shareholders	Details of shares held		Encumbered shares (*)			Details of Warrants		Details of convertible securities		Total shares (including underlying shares assuming full conversion of warrants and convertible securities) as a % of diluted share capital
			Number of shares held	As a % of grand total (A)+(B)+(C)	Numbers	As a percentage	As a % age of grand total (A)+(B)+(C) of sub-clause(I)(a)	Number of warrants held	As a % of total No. of warrants of the same class	No. of convertible securities held	As a % of total No. of convertible securities of the same class	
(I)	(II)	(III)	(IV)	(V)	(VI)	(VII)=(VI)/(IV)*100	(VIII)	(IX)	(X)	(XI)	(XII)	(XIII)
1	SHRI S C BAGRODIA	ACUPB5163F	42900	0.06	42900	100.00	0.06	--	--	--	--	--
2	SHRI MANISH BAGRODIA	ADLPB0308A	52040	0.07	52040	100.00	0.07	--	--	--	--	--
3	SHRI ASHISH BAGRODIA	AEIPB4708E	41400	0.06	41400	100.00	0.06	--	--	--	--	--
4	SMT. SUDHA BAGRODIA	AEIPB4709F	11142	0.02	11142	100.00	0.02	--	--	--	--	--
5	SMT. VANDYA BAGRODIA	ACUPB5164C	2000	0.00	2000	100.00	0.00	--	--	--	--	--
6	SMT. SHILPA BAGRODIA	ACTPB2420J	12640	0.02	12640	100.00	0.02	--	--	--	--	--
7	SATYAM COMBINES (P) LIMITED	AAHCS6482N	5096243	7.21	5096243	100.00	7.21	--	--	--	--	--
8	SHELL BUSINESS (P) LIMITED	AADCS7199C	20721244	29.31	20721244	100.00	29.31	--	--	--	--	--
9	PUNJAB STATE INDUSTRIAL DEV. CORPORATION LIMITED	AABCP1599F	1360000	1.92	--	--	--	--	--	--	--	--
	Total		27339609	38.67	25979609	95.03	36.74	--	--	--	--	--

(*) The term "encumbrance" has the same meaning as assigned to it in regulation 28(3) of the SAST Regulations, 2011

(I)(c)(i) Statement showing holding of securities (including shares, warrants, convertible securities) of persons belonging to the category "Public" and holding more than 1% of the total no. of shares.

Sr. No.	Name of the shareholder	PAN of the Shareholders	No. of shares held	Shares as a % of total No. of shares {i.e., Grand Total (A)+(B)+(C) indicated in Statement at para (I)(a) above}	Details of warrants		Details of Convertible securities		Total shares (including underlying shares assuming full conversion of warrants and convertible securities) as a % of diluted share capital
					No. of warrants held	As a % total No. of warrants of the same class	No. of convertible securities held	% w.r.t. Total No. of convertible securities of the same class	
1	ASPIRE EMERGING FUND	AALCA55AAM	7050000	9.97	NIL	NIL	NIL	NIL	NIL



(I)(c)(ii) Statement showing holding of securities (including shares, warrants, convertible securities) of persons (together with PCA) belonging to the category "Public" and holding more than 5% of the total no. of shares of the Company.

Sr. No.	Name(s) of the shareholder(s) and the Persons Acting in Concert (PCA) with them	PAN of the Shareholders	No. of shares held	Shares as a % of total No. of shares (i.e., Grand Total (A)+(B)+(C) indicated in Statement at para (I)(a) above}	Details of warrants		Details of Convertible securities		Total shares (including underlying shares assuming full conversion of warrants and convertible securities) as a % of diluted share capital
					No. of warrants	As a % total No. of warrants of the same class	No. of convertible securities held	% w.r.t. Total No. of convertible securities of the same class	
1	ASPIRE EMERGING FUND	AALCA5544M	7050000	9.97	NIL	NIL	NIL	NIL	NIL

(I)(d) Statement showing details of locked-in shares.


Sr. No.	Name of the shareholder	PAN of the Shareholders	Category of Shareholders (Promoters/ Public)	No. of locked-in shares	Locked in shares as a % of total No. of shares (i.e., Grand Total (A)+(B)+(C) indicated in Statement at para (I)(a) above}
--	--	--	--	NIL	NIL

(II)(a) Statement showing details of Depository Receipts (DRs).

Sr. No.	Type of outstanding DR (ADRs, GDRs, SDRs, etc.)	No. of Outstanding DRs	No. of shares Underlying Outstanding DRs	Shares underlying outstanding DRs as a Percentage of total No. of shares (i.e. Grand Total (A)+(B)+(C) indicated in statement at Para (I) (a) above}
1	GDRs	1143875	11438750	16.18

(II)(b) Statement showing Holding of Depository Receipts (DRs), where underlying shares held by "Promoter/promoter group" are in excess of 1% of the total number of shares.

Sr. No.	Name of the DR Holders	Type of Outstanding DR (ADRs, GDRs, SDRs, etc.	No. of shares Underlying Outstanding DRs	Shares underlying outstanding DRs as a Percentage of total No. of shares (i.e. Grand Total (A)+(B)+(C) indicated in statement at Para (I) (a) above}
--	--	NIL	NIL	NIL



for WINSOME YARNS LIMITED

(K.V. SINGHAL)
GM (Legal) & Company Secretary